

LED SOLAR STREET LIGHT (ALL IN ONE)

Model No. ISSL-DLX-080C

SUNPOWER CREE




FEATURES & ADVANTAGES

- ✓ **11,200 LM** max lamp lumen high brightness
- ✓ **100,000+ Hours** long LED lifespan, with professional heat dissipation design
- ✓ **25 Years** long product lifespan
- ✓ **3,000+ Cycles** life LiFePO4 batteries with inbuilt Micro-BMS technologies
- ✓ **22.5% Efficiency** SUNPOWER solar cells
- ✓ **99.9%** MPPT solar charge efficiency
- ✓ **IP68** rated controller vs. IP66 rated electrical compartment
- ✓ **7+ Days** cloudy/rainy days autonomy
- ✓ **IES Type 1~5** with professional optical designs available to match different project requirements
- ✓ **Flexible & Customized Working Modes** with timer and motion sensor by programming
- ✓ **IoT Control** and online remote monitoring as optional via ZigBee or LoRaWAN



APPLICATIONS

- ✓ Highway lighting
- ✓ Expressway lighting
- ✓ Street lighting
- ✓ Roadway lighting
- ✓ Public Areas lighting (squares, theme parks, park lots....)



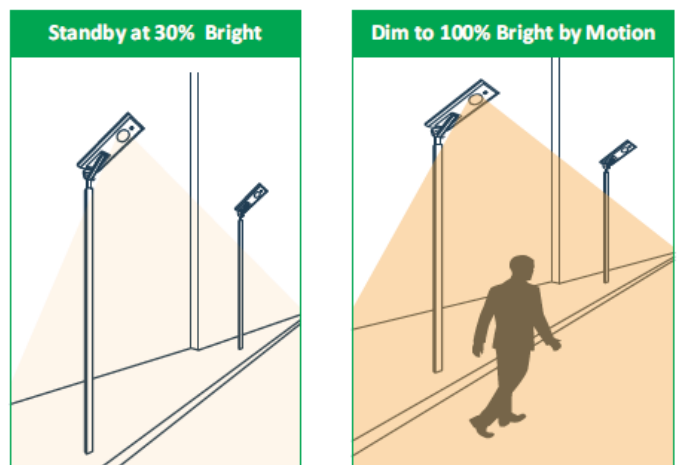
TECHNICAL SPECIFICATIONS

LED Light Source	Rated Power	80W (36LEDs x 4 modules)
	LED Brand	CREE 3030/3535/5050 (LED Lumen: 195lm/W)
	Lumens (LM)	9600-11200lm
	Life-span	100,000 hours
	Color Temp. (CCT)	5000K (2700~6500K Full range available)
	CRI	>70
	Viewing Angle	140° (Customized Angles & IES Types Available)
Solar Panel	Power	36V/100Wp (SUNPOWER Cell Mono PV)
	Life-span	25 years
Batteries	Capacity/Type	25.6V/36AH (921.6WH) / LiFePO4 Lithium
	Life-span	8+ years (3000 circles @60% DoD)
Controller	Type	MPPT / IP68/ IoT Online Monitoring as Optional
	Sensor	Microwave Radar (PIR & Timing as optional)
Full Charge Time	By Solar	9 hours (STC: 1000W/m ² , 25°C)
Discharge Time	Dim Mode	>85hours (autonomy>5 cloudy/rainy days)
	Bright Mode	>17hours
Working Temp.	-30°C ~ +80°C	
Mounting Height/Brackets	9~10 m/ Available Brackets: Post Top Bracket	
Space Between Lights	35~40m	
Materials	Aluminium Alloy	
Certificate	CE / ROHS / IP66/ IK08/ TÜV-SUD ISO9001/ ISO14001	
Warranty	5 years	

PERFORMANCE

Power (%)	Lamp Lumens (lm)
100%	11,200
60%	6,720
50%	5,600
30%	3,360
20%	2,240

Dim with Radar Motion Sensor





www.esavior.cn

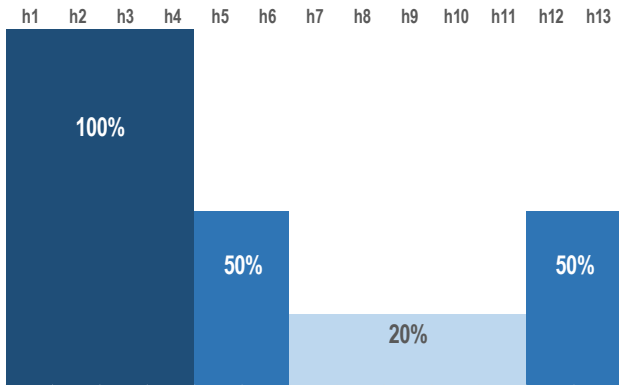
LED SOLAR STREET LIGHT (ALL IN ONE)

Model No. ISSL-DLX-080C

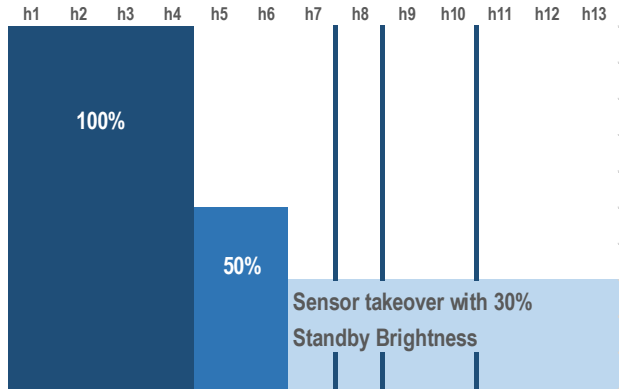
SUNPOWER CREE



Dim with Timer



Dim with Timer+ Motion Sensor



More customized control and working modes for maximum 5 sections available by programming upon customer and project requirements.

DIMENSIONS


Items	L (mm)	W (mm)	H (mm)	N.W. (kgs)
Light Body	1480	418	55	20.70

PACKING INFORMATION

Items	Package	L (mm)	W (mm)	H (mm)	CBM	G.W. (kgs)
Light Body	2pcs per Carton	1520	470	185	0.132	44.20
Mounting Brackets	4pcs per Carton	875	440	285	0.110	25.40
PCS/40'HQ Container:	680 pcs	PCS/20' Container		290 pcs		

ACCESSORIES

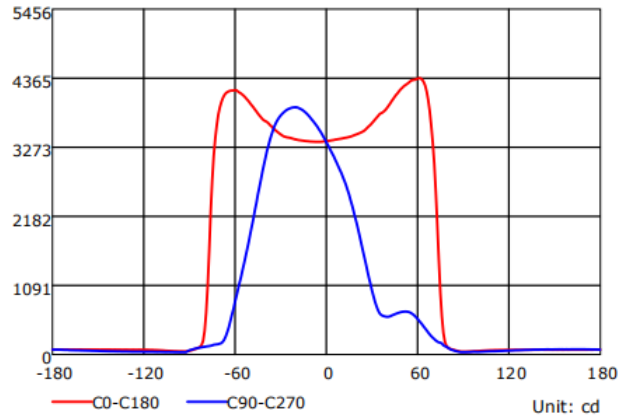
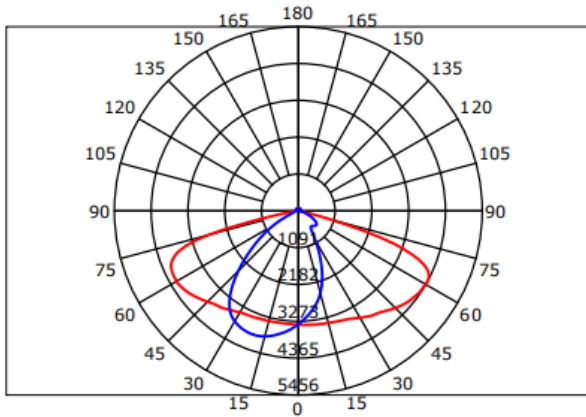
Tube/Arm/Clamp Brackets for Pole Mounting available.



DISTRIBUTIONS & IES TYPE

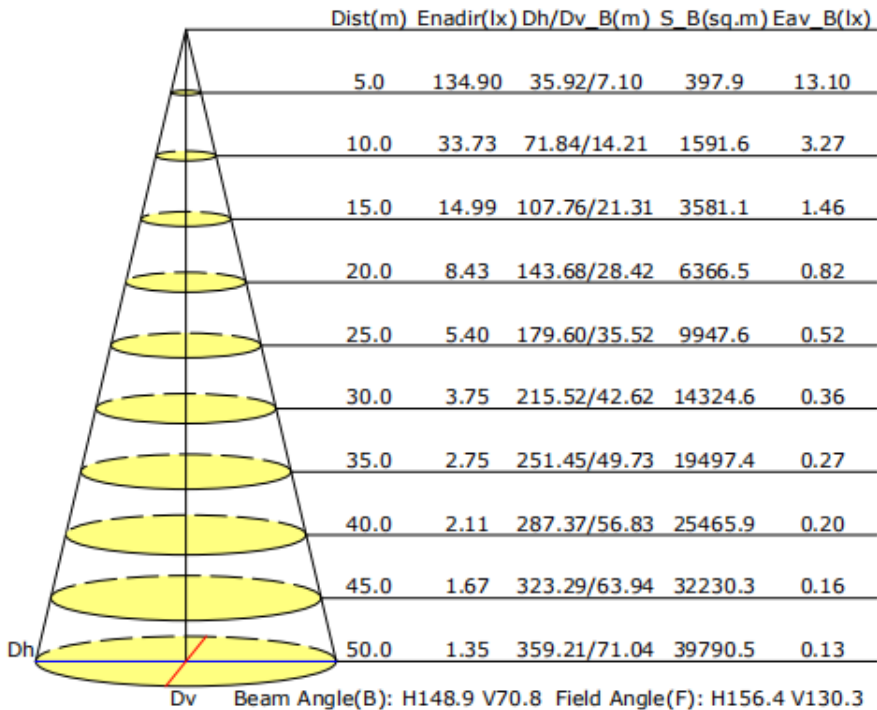
IES Type II as regular distribution, customized IES Types available upon requirements

Luminous Intensity Distribution Curve



Illuminance at a Distance

Illuminance at a Distance





LED SOLAR STREET LIGHT (ALL IN ONE)

Model No. ISSL-DLX-080C

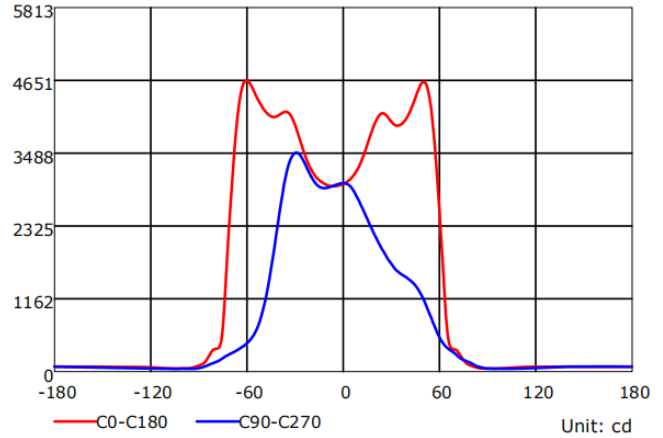
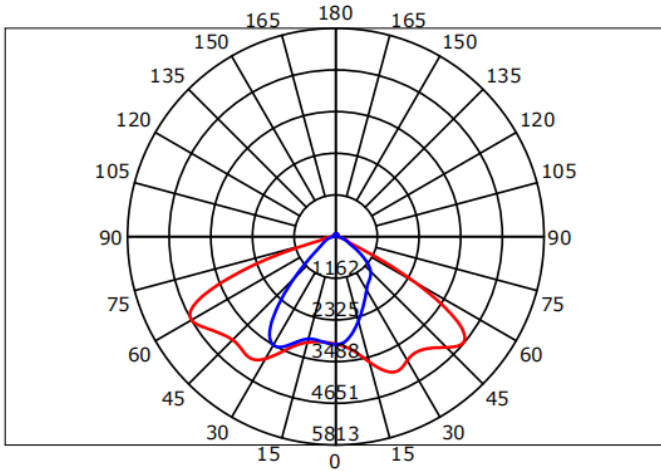


www.esavior.cn

DISTRIBUTIONS & IES TYPE


IES Type III

Luminous Intensity Distribution Curve



Illuminance at a Distance

Illuminance at a Distance





LED SOLAR STREET LIGHT (ALL IN ONE)

www.esavior.cn

Model No. ISSL-DLX-080C

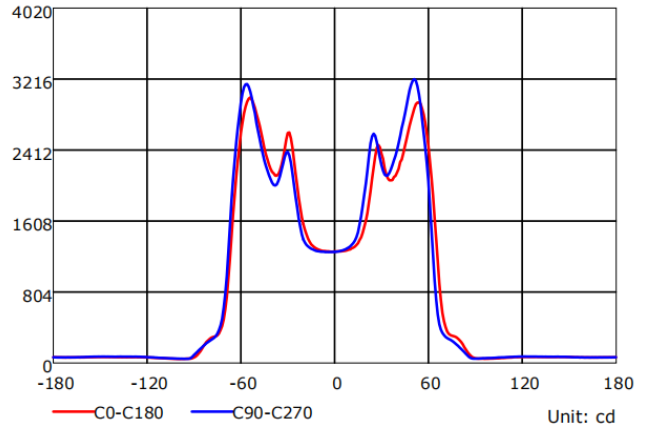
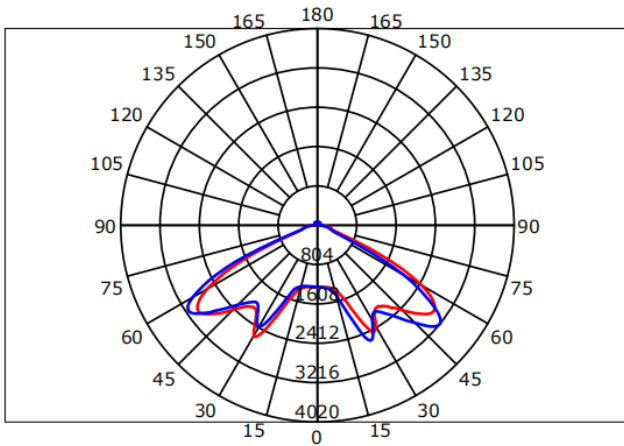
SUNPOWER CREE



DISTRIBUTIONS & IES TYPE


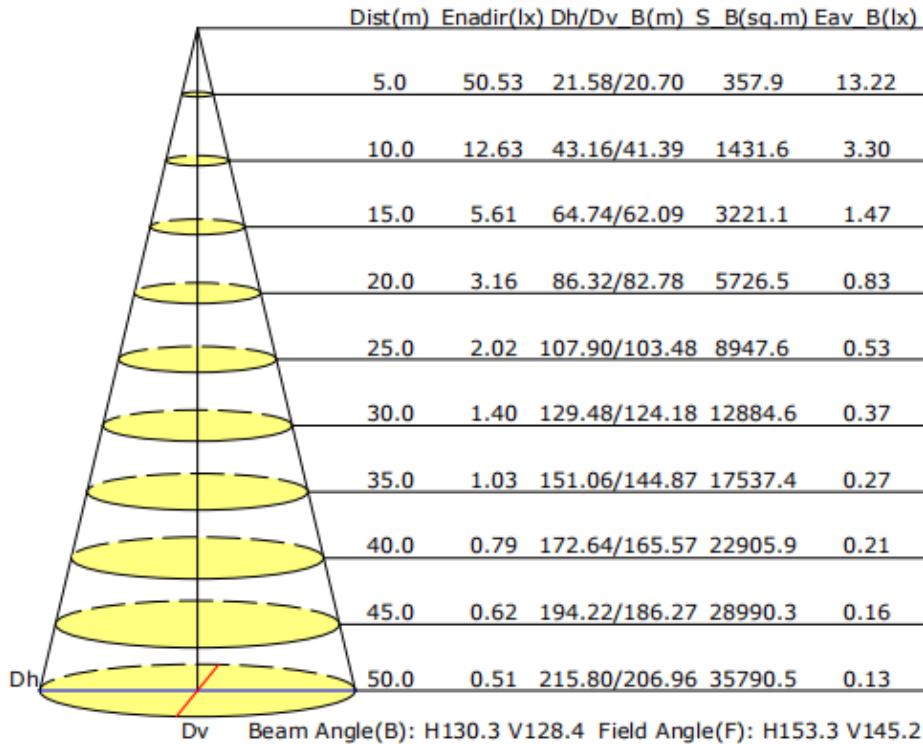
IES Type IV

Luminous Intensity Distribution Curve



Illuminance at a Distance

Illuminance at a Distance

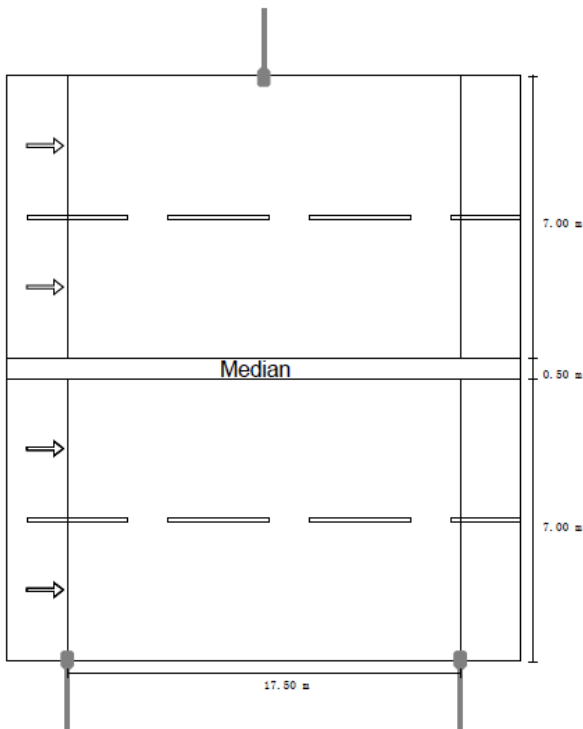


DIALUX SIMULATION REPORT

Street Profile: (Tarmac: R3, q0: 0.070)

Pole Height :10m ; Road Width: 14.5m; Pole Distance :17.5m; Lanes: 4;

Luminaire Arrangements



Valuation Field Roadway / Isolines (E)

